

DRONE Reference Report - Contents

Please note that all of the documentation contained within is an exact representation of all of the original reports as they were made, including spelling mistakes.

The images have been edited to fit into this document and reduce download size, all of the original images may be viewed and saved by following the respective link in the Drones Reports Timeline History at the end of this document. All except Rajman1977 who has since closed his Flickr account, see below for details.

- ~~[Visit here to download the original size rajman1977 photos in PDF format.](#)~~
 - [Visit here to download the original size Isaac Documents in PDF format.](#)
-

Five Main Drone Sightings & Reports

Contents (Page1)

Chad - Bakersfield, California (Pages 2-7)

Wife - Lake Tahoe, Nevada (Pages 8-10)

Rajman1977 – Capitola, California (Pages 11-16)

Jenna L/Stephen – Big Basin, California (Pages 17-20)

Ty – Big Basin, California (Pages 21-31)

The Isaac Cover Letter (Pages 32-46)

The Isaac Documents (Pages 47-63)

Other Possible Drone Sightings

May 2006: Birmingham, Alabama (Pages 64-65)

July 1st 1999: Italy (Pages 65-67)

October 26th 1967: Flying Cross Shaped UFO (Pages 68-69)

(While the Flying Cross Shaped UFO isn't strictly a Drone Sighting, it's well worth a look as the similarities are striking and it's from 1967!!)

Drone – Timeline

Timeline Of Drones Reports & History (Pages 70-76)

Use the bookmarks function while reading this document for a more comprehensive index and navigation.

Date Of This Report – 02 July 2007.

Compiled By - UFO-Blog.com

THE CHAD DRONE SIGHTING

DATE OF POST – NAME OF REPORTER:

May 10th 2007.

Posted by, “Chad”

SIGHTING LOCATION:

Originally the place of this sighting was listed as Central California, Linda Moulton Howe later revealed this to specifically be the Bakersfield, California area.

POSTED AT:

Coast To Coast Website

URL: "<http://www.coasttocoastam.com/gen/page2022.html?theme=light>"

NUMBER OF PHOTOGRAPHS - DATE PHOTOGRAPHED:

6 Photographs - May 6th (Could be late April – Still to be conclusively determined.)

CAMERA TYPE - ARE IMAGES SCANS?

Cellular phone – Yes, images are scans

DRONE / CRAFT TYPE:

The, “Chad” craft had 5 protruding arms, one of which was significantly longer than the others.

CHAD REPORT:

Last month (April 2007), my wife and I were on a walk when we noticed a very large, very strange "craft" in the sky. My wife took a picture with her cell phone camera (first photo below). A few days later a friend (and neighbor) lent me his camera and came with me to take photos of this "craft". We found it and took a number of very clear photos. Picture #4 is taken from right below this thing and I must give my friend credit as I was not brave enough to get close enough to take this picture myself!

The craft is almost completely silent and moves very smoothly. It usually moves slowly until it decides to take off. Then it moves VERY quickly and is out of sight in the blink of an eye. MORE THAN ANYTHING I simply want to understand what this is and why it is here?

We found your show with Google and I have listened for a few nights now. I have decided that if anyone can help me understand what this thing is, it is you and your audience. I must admit I am deeply unsettled by this thing. I have never seen anything like this in my life... Location: I would prefer not to say for now.

Chad wrote back with additional info:

Thank you so much for posting my photos! I hope someone can help identify this... First of all, I see this thing VERY often. Since it first appeared, I have probably seen this thing maybe 8 different times since the first appearance. My friend and I went out the next day after I first saw it to get the photos, but it was not there. Then we tried again the next day, and we found it within like 30 minutes and followed it for a while. Most of the time I see it out of windows in my house, in the distance. but I would say almost half of the hikes I have gone on in my area, I have seen it very close. It is very easy to photograph and...many neighbors aside from my friend have also seen it.

It is almost totally silent but not quite. It makes kind of "crackling" noises. It's hard to describe them but they are only intermittent and not very loud, but you can notice them. Sometimes there is a very slight hum that sounds kind of mechanical, almost like when you are near very large power lines. But it is nothing loud like a jet engine, it is very quiet for the most part.

It moves almost like an insect. If you have ever seen a bug on a pond, it is kind of like that. It is VERY smooth and slow most of the time, but then every now and then it will rotate very quickly and go VERY fast into another direction, then stop, and repeat the process all over again. There is just something very unnatural about the way it moves.


Also, I have had maybe 4 headaches in the last week, and I am normally not the kind of person who really ever gets them. Also my wife has been tired and fatigued lately. She is about a month pregnant, and the doctor said fatigue is normal around this time, but I worry that it is a lot. Basically what I'm worried is that this "craft" has got some kind of radiation or something. Like I said, it sounds like power lines if you get close enough to it. Obviously I am worried for our health, especially with a baby on the way. I dont know if they are related, but again, this is why I really hope someone can answer these questions!



Chad Drone Sighting
Compiled By UFO-Blog.com



Chad Drone Sighting
Compiled By UFO-Blog.com



Compiled By - UFO-Blog.com

**Chad Drone Sighting
Compiled By UFO-Blog.com**

THE LAKE TAHOE DRONE SIGHTING

DATE OF POST – NAME OF REPORTER:

May 12th, 2007

Posted by, “Mufon 7013 – Wife”

SIGHTING LOCATION:

Lake Tahoe, Nevada

POSTED AT:

Mufon Website then made public/available at UFOcasebook.com

URL: “<http://www.ufocasebook.com/strangecraftlaketahoe.html>”

NUMBER OF PHOTOGRAPHS - DATE PHOTOGRAPHED:

2 Photographs - May 5th, 2007

CAMERA TYPE - ARE IMAGES SCANS?

Cellular Phone - Images aren't scans

DRONE / CRAFT TYPE:

The, “Mufon 7013 – Wife” craft had four arms, this time two of the arms were significantly longer than the other two.

MUFON/LAKE TAHOE REPORT:

My husband and I were in Lake Tahoe over the weekend. We left on Friday afternoon and came back Monday morning. On Saturday at about 7 PM, I was walking out to my car to get a sweater when I saw this thing in the sky. It was pretty close I think, but still above the trees. It was moving and spinning slowly, heading towards my right.

I was startled and confused at first and wanted to take a picture, but our camera was still inside so I took two pictures with my camera phone before it passed behind the roof of the house. I ran around to the other side and was yelling to my husband to come out. We came around the other side and saw it just as it was going down behind some trees. He didn't get a good look at it, but he saw enough to convince him that it was something really strange.

We decided to take a drive around the area to see if we could see it again, but we never did. We didn't see it the next day either. Since we were renting the cabin for the weekend we didn't know any nearby residents but I would bet at least a few other people saw it. It was very visible and very strange looking. I was definitely a little freaked out but my husband didn't seem very bothered by it. He was more interested in it than scared.

He wanted to drive around a lot longer trying to find it than I did! It didn't make any noise except for a very, very faint sound that is hard to describe but sounded like something vibrating. We both heard the sound although just barely. It moved in a very straight line when it went over the house but when we saw it on the other side of the house, when it was going down behind the trees, it made a very sharp turn. It didn't move like a helicopter or airplane, it was very "exact".

We did see one person on our drive who was a few blocks away taking a walk and asked him if he saw it, and he said no. Then we asked him if he heard any weird noise and tried to describe it as best we could, and he said he might have but he wasn't sure. By this time it was at least 20 minutes since we first saw the thing so who knows.



Compiled By - UFO-Blog.com

THE RAJMAN1977 DRONE SIGHTING

DATE OF POST – NAME OF REPORTER:

May 20th, 2007

Posted by, “Rajinder Satyanarayana (Rajman1977)”

SIGHTING LOCATION:

Capitola, California

POSTED AT:

Initially at Craigslist, this was flagged and removed then Rajman1977 posted them at a newly created Flickr account. This account was hacked, the pictures deleted and replaced with pornography. This account was subsequently closed.

NUMBER OF PHOTOGRAPHS - DATE PHOTOGRAPHED:

6 Photographs - May 16th, 2007

CAMERA TYPE - ARE IMAGES SCANS?

Konica Minolta DiMAGE X - Images aren't scans

DRONE / CRAFT TYPE:

The, “Rajman1977” craft had four arms, one of the arms was significantly longer than the others.

THE RAJMAN1977 DRONE REPORT:

This week I was visting my fiance's parents in Capitola (we were actually there to tell them about our engagement, in fact). We were eating dinner on the back porch when we noticed this "object" sort of hovering in the sky. The camera was still out from earlier so I grabbed it and tried to get some clear shots of it. It took off over the roof shortly after, so I ran into the street in front of the house to follow, trying to get more shots without wobbling around too much (which was harder than it sounds). It then came in lower over a telephone pole, where I was able to get a few more pictures, before it finally took off into the distance pretty fast. I thought it was gone but noticed it was still visible, so I grabbed a few more pictures.

At one point a car stopped to look as well. No one had any idea what this thing was but everyone in the car was visibly freaked out by it. Once it was gone they told me to call the news and drove off. I'm not sure who else saw it in the neighborhood since I don't live down there, but I'm sure at least a few others must have noticed it. It was way too werid and way too close to go unnoticed. Once it was gone and I caught my breath I could barely stop my hands from shaking for the next hour or so. Needless to say, this is all we talked about for the rest of the night. None of us can figure out what it was (and that's saying something, because my fiance's dad is a mechanical engineer).

We sent a copy of the photos to their newspaper but haven't heard back yet. I dunno how long that kind of thing takes.

There's also some writing on this thing, which I didn't recognize (and I read both English and Hindi). You can see it in a few of the pictures.

Anyway, I created this Flickr account for the best of these pictures. I have no clue what this thing is so I'm putting it out there to see if anyone else saw it.

THE RAJMAN1977 CRAIGSLIST POST

[s.f. bayarea craigslist](#) > [south bay](#) > [general](#) > BIZARRE "thing" in the sky in Capitola, CA... WTF is this?

please [flag](#) with care : [\[miscategorized\]](#) [\[prohibited\]](#) [\[spam\]](#) [\[discussion\]](#) [\[best of\]](#)

[email this posting to a friend](#)

BIZARRE "thing" in the sky in Capitola, CA... WTF is this? (capitola)

Reply to: comm-334875066@craigslist.org

Date: 2007-05-20, 3:18PM PDT

I was in Capitola with my fiance at her parent's house this week and we saw this thing. We were eating with her family and they saw it too. What the hell is this? Did anyone else see it?!

I was able to grab some pictures and made a Flickr account for them. There's more info there. Here's the link:

<http://www.flickr.com/photos/8418528@N06/sets/72157600236430072/>

it's NOT ok to contact this poster with services or other commercial interests

PostingID: 334875066

Copyright © 2007 craigslist, inc. [terms of use](#) [privacy policy](#) [feedback forum](#)



**Rajman1977 Drone Sighting
Compiled By UFO-Blog.com**



**Rajman1977 Drone Sighting
Compiled By UFO-Blog.com**



Compiled By - UFO-Blog.com

**Rajman1977 Drone Sighting
Compiled By UFO-Blog.com**

THE STEPHEN/BIG BASIN DRONE SIGHTING

DATE OF POST – NAME OF REPORTER:

June 6th, 2007

Jenna L (On behalf of Stephen)

SIGHTING LOCATION:

Big Basin, California

POSTED AT:

Originally posted at a still unnamed and private photography listserv. Then posted at UFOcasebook. URL: “<http://www.ufocasebook.com/bigbasin.html>”

NUMBER OF PHOTOGRAPHS - DATE PHOTOGRAPHED:

3 Photographs - June 5th, 2007

CAMERA TYPE - ARE IMAGES SCANS?

Canon Rebel XT - Images aren't scans

DRONE / CRAFT TYPE:

The, “Stephen/Big Basin” craft had five arms, one of the arms was significantly longer than the others. It also had five rings and many new elements and protrusions.

THE STEPHEN/BIG BASIN DRONE REPORT:

Hi!

(I found a number of email addresses and was not sure which you checked most, so I just played it safe and sent to all of them. I hope this is okay.

My name is Jenna and I participate in a listserv for photographers in Saratoga, CA. Today a member named Stephen posted some pictures he took yesterday (the 5th) for a class assignment in the area around Big Basin. The pictures very clearly depict some kind of large object in the sky, and he was able to get two clear shots and one out-of-focus shot before it apparently disappeared. I recognized certain details on this object immediately because a friend had sent me your About.com article on different UFOs that have appeared recently with a similar appearance.

Now, I should mention that this is a private listserv for a very close-knit group. I have met almost everyone that participates in person and I have met Stephen in particular many times, so I take his word seriously.

We have been discussing it for the last couple of hours and I suggested we start by sending pictures to your web site since you clearly have some familiarity with this situation so far. Unfortunately I'm not a moderator of this listserv and can't give you access, but I can send you copies of the discussion as it develops if you would like to stay abreast. Let me know.

Stephen has given me permission to contact you with his photos and information and you may email him directly if you wish. We don't have any special need for anonymity on this matter and if you would like to post this email along with the photos you may do so. I would be interested in hearing from the other photographers of this kind of craft in particular and seeing what this is all about! The following is his first listserv email which was sent earlier this afternoon:

'Stephen 06/06/2007 14:42:31 PST

hey guys

okay, where to begin -- yesterday I was up around big basin for my assignment like I've been mentioning for the last couple weeks -- the theme for those that don't remember was photographing something at a small scale against a large scale backdrop to contrast scales and to play with depth of field etc -- I chose to photograph a couple of flower/weed things growing right on the edge of a drop off with the valley in the background -- I'm still using the rebel xt I bought off mark which is slr so I'm looking at everything through a viewfinder when I notice something appear in the distance, like just pop out of nowhere --

I look up and there is this huge who-knows-what-the-xxx floating in the distance and rotating very slowly and jerkily (is that a word lol) -- almost by reflex I take another shot which is focused in on it this time and go to stand up but practically fall over because I cant even think straight --

I was able to get one more shot which came out kind of blurred and then the thing _vanished_ -- like, as in, now you see it now you don't -- I attached the pictures so you guys can check them out before I really decide to do something with them -- are these going to the 6 o'clock news or what -- any feedback would be great before i make a major decision here -- also btw I attached three pictures the first is when it _first_ appeared right as I was taking a shot of the flowers but I wanted you guys to see everything i saw -- sorry I only got 3 pix but this thing was seriously gone in like a matter of secs

also btw -- I am planning to return to the area this weekend with the camera and anyone else who wants to join me -- I'm seriously going to spend all day hiking around to see if it shows up again if it does I am going to get a million shots of this thing if it does -- you seriously have to see it to even believe it so _anyone_ who wants to come me let me know -- the more people that see this the better because I don't even need to tell you that so far this is a pretty crazy situation and I want some witnesses to back me up

stephen

Jenna L.

Freelance/Wedding Photographer





Compiled By - UFO-Blog.com

**Stephen/Big Basin Drone Sighting
Compiled By UFO-Blog.com**

THE TY/BIG BASIN DRONE SIGHTING

DATE OF POST – NAME OF REPORTER:

June 16th, 2007
Posted by, “Ty”

SIGHTING LOCATION:

Big Basin, California

POSTED AT:

Earthfiles
URL: “<http://earthfiles.com/news.php?ID=1270&category=Environment>”

NUMBER OF PHOTOGRAPHS - DATE PHOTOGRAPHED:

12 Photographs - June 5th, 2007

CAMERA TYPE - ARE IMAGES SCANS?

Unknown – Linda Moulton Howe received prints then scanned them.

DRONE / CRAFT TYPE:

The, “Ty/Big Basin” Drone identical to the “Stephen/Big Basin” i.e. craft had five arms, one of the arms was significantly longer than the others. It also had five rings as well as the new elements and protrusions visible on the, “Stephen/Big Basin” Drone.

THE TY/BIG BASIN DRONE REPORT:

Linda Moulton Howe initially received an email on June 11 stating,

In yesterday's post office mail, I received twelve more images of the latest, more menacing-looking dragonfly-shaped aerial "drone," along with a letter mailed on June 11, 2007, from an eyewitness named Ty. He had also emailed me on June 11, telling me that he was sending photographs he had taken while bicycling with a group of riders near Saratoga, California, in Big Basin. Ty said the cycling group saw the bizarre aerial object three times on June 5, 2007.

He said in his email that he was surprised to see at Earthfiles the images allegedly taken by someone named "Stephen" that showed the same object Ty and his friends watched appear and disappear also on June 5, 2007, and that Ty photographed.

Here are the twelve printed photographs I received in the mail and scanned in Photoshop, sized to 72dpi, 7 inches wide and added very slight enhancement in a few for more clarity. The aerial object is rotating through the sequence of images.

Included with the pictures was the following (scanned) letter,

Linda--

Enclosed you'll find the photographs I mentioned in the email, which were taken some time early afternoon on the 5th. These were all the shots we were able to get of the "mothership", as I've taken to calling it, during a sighting that lasted probably around a minute or so. Now for the story!!

First of all, I've been a long-time fan of C2C and have been listening since before even Noory hosted. Of course I'm very familiar with your work as well and am quite honored to be able to submit something that I feel is of value to an ongoing investigation of yours! I caught up with the "Chad drone" story about a week after everyone else due to a backpacking trip that kept me away from the radio (also in Big Basin, interestingly enough), but I've been hooked ever since and am still besides myself with amazement that I suddenly find myself involved in it first hand!

On the 5th of this month, I was on a mountain biking trip with 7 other riders that I often ride with in the Big Basin area near Saratoga, CA. We were about 20 minutes into it when the most specular "craft" appeared in the sky above us, maybe two miles away from where we were. And when I say this thing "appeared", I mean exactly that. It just came out of nowhere! It was rotating, slowly, but often changing direction from clockwise to counter-clockwise randomly. It might have been moving a little too, but it was hard to tell from our location. For the most part it was stationary. After a few seconds it vanished again. It was like a light switch being turned on and off! There was no special FX transition like on Star Trek. It didn't shimmer and fade and stuff, it just stopped being there in the blink of an eye.

I won't even bother trying to describe this thing in detail because the photos will do a much better job than I ever could. All I know is that it was really, really big and looked like it came from the same place as Chad's drone. It has the same weird "upside down jellyfish" thing on the top, and similar looking ring structures. What was different here, though, was how much more stuff was on it. It had a ton of different rings, all connected to a big column in the center, and a big long needle/poker thing coming down from the center surrounded by big curving tubes. If the drone was like a jet, this was like an aircraft carrier. I don't have to tell you that this thing is intense to behold!!!


We all stopped short and practically went over the damn handlebars! All 8 of us were frozen. I tried reaching for my camera but wasn't fast enough. It was gone just before I was ready to take a shot. Normally I keep the camera in a small backpack along with my usual outdoor stuff, but from that point on I kept it hanging from my wrist just in case I saw it again. Honestly, I didn't think I would get another chance, though. Here was the most amazing thing I had ever seen, and I had missed my chance to capture it! All I could think about was how I was going to explain this to everyone else I knew. Luckily we all saw it together, so at least I had that. We stayed frozen for another few minutes but finally "snapped out of it" and decided to take a break and regroup.

We spent a good half hour trying to figure out what had just happened. We all agreed though that whatever it was, on the off chance that it happened again, we should do our damndest to photograph it. I started filling everyone in at that point on the Chad drone too. Normally I don't share much C2C stuff with friends simply because most people I know think it's nutso, but believe you me, after an experience like this, they were willing to listen!

So we got moving again and about a mile further into our trip it appeared a second time. This time it was about a mile closer too, which told us that it was stationary. So that of course gave us the idea to get as close as we could to it! But it was just there for a moment that time. Within like 3 seconds it was gone. By the way I should mention that it made no sound when it appeared and disappeared. However, the mothership itself was making a noise when it was visible. If I remember, Chad describes a kind of low rumbling with hisses and crackles. This craft wasn't so much like that. It was more like a really low, kind of subsonic vibration with what sounded like really, really high pitched "clicking" noises on a regular interval. Like maybe every 5 seconds or so. It was super faint though, you almost had to hold your breath to hear it (which I was able to do for about 10-20 seconds before it vanished again).

Another two miles or so and the third appearance hit. This time we were right near it! We were working our way up the mountain and were right on the edge when it happened. And it hung there for at least a good minute or so, during which time I got all the pictures I could! All it really did was rotate. It was moving very slowly as well, but not much activity. It appeared a fourth time, about an hour later, but this time for literally like a split second. We didn't see it again after that. So I finally had my pictures, even if I nearly fell off the side of the damn mountain to get them!


Now here's the really strange part. One of the guys I ride with works for a bay area newspaper and had some very interesting things to say about this. Although he was just as blown away by this as we were, it turns out that this was not the first time he had been made aware of it. Apparently about a year ago, a couple reports came in from somewhere in Saratoga about basically the same thing. This gigantic thing just appears in the area and then switches off like a light again. Also, he received at least one photograph at the time in the main. He said it wasn't great, but it was clear enough to be undoubtedly the same thing we had just seen. So of course we all ask him why we've never heard of this thing! He then goes on to inform us that in no uncertain terms, they were told to ignore the story entirely!! So he said I could send it to any media outlet I want but that in all likelihood it would just be ignored. So that's why I'm sending it to the one place I know will always cover stuff like this! I'm trying to find out now if he'd be willing to appear on the show to discuss this in detail. I really do get the feeling that he's willing to talk about this. He isn't the kind of guy who likes to be pushed around, so I assure you he's not happy about having stories silenced!



**Ty/Big Basin Drone Sighting
Compiled By UFO-Blog.com**








**Ty/Big Basin Drone Sighting
Compiled By UFO-Blog.com**



Ty/Big Basin Drone Sighting
Compiled By UFO-Blog.com



Compiled By - UFO-Blog.com

**Ty/Big Basin Drone Sighting
Compiled By UFO-Blog.com**

ISAAC (CARET*/PACL*)
UFO DRONE EXPLANATION
June 2007

ISAACS LETTER

The following letter was posted at, "isaaccaret.fortunecity.com"

"This letter is part of a package I've assembled for Coast to Coast AM to distribute to its audience. It is a companion to numerous document and photo scans"

Isaac June 2007

- Contents – p1
 - Explanation of the Recent "Strange Craft" Sightings p2
 - CARET Program and Extra-terrestrial Technology p3
 - Some Explanation for the Recent Sightings p4
 - The CARET Program p6
 - The "Language" p10
 - My Collection p13
 - I have attached high resolution scans of the following p14
 - Since Leaving CARET p15
 - Conclusion p16
-

*CARET - Commercial Applications Research For Extraterrestrial Technology

*PACL - Palo Alto CARET Laboratory

Compiled By - UFO-Blog.com

Original Source - isaaccaret.fortunecity.com

Explanation of the Recent "Strange Craft" Sightings

Here is the brief introduction. I'm using the alias Isaac, and used to work in what was called the CARET program in the 80's. During my time there, I worked with a lot of the technology that is clearly at work in the recent drone/strange craft sightings, most notably the "language" and diagrams seen on the underside of each craft. What follows is a lengthy letter about who I am, what I know, and what these sightings are (probably) all about.

The appearance of these photos has convinced me to release at least some of the numerous photographs and photocopied documents I still possess some 20 years later that can explain a great deal about these sightings. On this site you will find some of these. They are available as high resolution scans that I am giving away free, **PROVIDED THEY ARE NOT MODIFIED IN ANY WAY AND ARE KEPT TOGETHER ALONG WITH THIS WRITTEN MATERIAL.**

I am also trying to get in touch with the witnesses so far, such as Chad, Rajman, Jenna, Ty, and the Lake Tahoe witness (especially Chad). I have advice for them that may be somewhat helpful in dealing with what they've seen and what I would recommend they do with what they know. If you are one of these witnesses, or can put me in touch with them, please contact Coast to Coast AM and let them know.

My Experience with the CARET Program and Extraterrestrial Technology (Isaac, June 2007)

This letter is part of a package I've assembled for Coast to Coast AM to distribute to its audience. It is a companion to numerous document and photo scans and should not be separated from them.

You can call me Isaac, an alias I've chosen as a simple measure of protection while I release what would be called tremendously sensitive information even by today's standards. "Sensitive" is not necessarily synonymous with "dangerous", though, which is why my conscience is clear as I offer this material up for the public. My government has its reasons for its continual secrecy, and I sympathize with many of them, but the truth is that I'm getting old and I'm not interested in meeting my maker one day with any more baggage than necessary! Furthermore, I put a little more faith in humanity than my former bosses do, and I think that a release of at least some of this info could help a lot more than it could hurt, especially in today's world.

I should be clear before I begin, as a final note: I am not interested in making myself vulnerable to the consequences of betraying the trust of my superiors and will not divulge any personal information that could determine my identity. However my intent is not to deceive, so information that I think is too risky to share will be simply left out rather than obfuscated in some way (aside from my alias, which I freely admit is not my real name). I would estimate that with the information contained in this letter, I could be narrowed down to one of maybe 30-50 people at best, so I feel reasonably secure.

Some Explanation for the Recent Sightings

For many years I've occasionally considered the release of at least some of the material I possess, but the recent wave of photos and sightings has prompted me to cut to the chase and do so now.

I should first be clear that I'm not directly familiar with any of the crafts seen in the photos in their entirety. I've never seen them in a hangar or worked on them myself or seen aliens zipping around in them. However, I have worked with and seen many of the parts visible in these crafts, some of which can be seen in the Q3-85 Inventory Review scan found at the top of this page. More importantly though, I'm very familiar with the "language" on their undersides seen clearly in photos by Chad and Rajman, and in another form in the Big Basin photos.

One question I can answer for sure is why they're suddenly here. These crafts have probably existed in their current form for decades, and I can say for sure that the technology behind them has existed for decades before that. The "language", in fact, (I'll explain shortly why I keep putting that in quotes) was the subject of my work in years past. I'll cover that as well.

The reason they're suddenly visible, however, is another matter entirely. These crafts, assuming they're anything like the hardware I worked with in the 80's (assuming they're better, in fact), are equipped with technology that enables invisibility. That ability can be controlled both on board the craft, and remotely. However, what's important in this case is that this invisibility can also be disrupted by other technology. Think of it like radar jamming. I would bet my life savings (since I know this has happened before) that these craft are becoming visible and then returning to invisibility arbitrarily, probably unintentionally, and undoubtedly for only short periods, due to the activity of a kind of disrupting technology being set off elsewhere, but nearby. I'm especially sure of this in the case of the Big Basin sightings, where the witnesses themselves reported seeing the craft just appear and disappear. This is especially likely because of the way the witness described one of the appearances being only a momentary flicker, which is consistent with the unintentional, intermittent triggering of such a device.

It's no surprise that these sightings are all taking place in California, and especially the Saratoga/South Bay area. Not far from Saratoga is Mountain View/Sunnyvale, home to Moffett Field and the NASA Ames Research center. Again, I'd be willing to bet just about anything that the device capable of hijacking the cloaking of these nearby craft was inadvertently triggered, probably during some kind of experiment, at the exact moment they were being seen. Miles away, in Big Basin, the witnesses were in the right place at the right time and saw the results of this disruption with their own eyes. God knows what else was suddenly appearing in the skies at that moment, and who else may have seen it. I've had some direct contact with this device, or at least a device capable of the same thing, and this kind of mistake is not unprecedented. I am personally aware of at least one other incident in which this kind of technology was accidentally set off, resulting in the sudden visibility of normally invisible things. The only difference is that these days, cameras are a lot more common!

The technology itself isn't ours, or at least it wasn't in the 80's. Much like the technology in these crafts themselves, the device capable of remotely hijacking a vehicle's clacking comes from a non-human source too. Why we were given this technology has never been clear to me, but it's responsible for a lot. Our having access to this kind of device, along with our occasionally haphazard experimentation on them, has lead to everything from cloaking malfunctions like this to full-blown crashes. I can assure you that most (and in my opinion all) incidents of UFO crashes or that kind of thing had more to do with our meddling with extremely powerful technology at an inopportune time than it did mechanical failure on their part. Trust me, those things don't fail unless something even more powerful than them makes them fail (intentionally or not). Think of it like a stray bullet. You can be hit by one at any time, without warning, and even the shooter didn't intent to hit you. I can assure you heads are rolling over this as well. If anyone notices a brilliant but sloppy physicist patrolling the streets of Baghdad in the next couple weeks, I'd be willing to guess how he got there. (I kid, of course, as I certainly hope that hasn't actually happened in this case)

I'd now like to explain how it is that I know this.

The CARET Program

My story begins the same as it did for many of my co workers, with graduate and post-graduate work at university in electrical engineering. And I had always been interested in computer science, which was a very new field at the time, and my interest piqued with my first exposure to a Tixo during grad school. In the years following school I took a scenic route through the tech industry and worked for the kinds of companies you would expect, until I was offered a job at the Department of Defense and things took a very different turn.

My time at the DoD was mostly uneventful but I was there for quite a while. I apparently proved myself to be reasonably intelligent and loyal. By 1984 these qualities along with my technical background made me a likely candidate for a new program they were recruiting for called "CARET".

Before I explain what CARET was I should back up a little. By 1984, Silicon Valley had been a juggernaut of technology for decades. In the less than 40 years since the appearance of Shockley's transistor this part of the world had already produced a multi billion dollar computer industry and made technological strides that were unprecedented in other fields, from hypertext and online collaboration in '68 to the Alto in '73.

Private industry in Silicon Valley was responsible for some of the most incredible technological leaps in history and this fact did not go unnoticed by the US government and military. I don't claim to have any special knowledge about Roswell or any of the other alleged early UFO events, but I do know that whatever the exact origin, the military was hard at work trying to understand and use the extra-terrestrial artifacts it had in its possession. While there had been a great deal of progress overall, things were not moving as quickly as some would have liked. So, in 1984, the CARET program was created with the aim of harnessing the abilities of private industry in silicon valley and applying it to the ongoing task of understanding extra-terrestrial technology.

One of the best examples of the power of the tech sector was Xerox PARC, a research center in Palo Alto, CA. XPARC was responsible for some of the major milestones in the history of computing. While I never had the privilege of working there myself I did know many of the people who did and I can say that they were among the brightest engineers I ever knew.

XPARC served as one of the models for the CARET program's first incarnation, a facility called the Palo Alto CARET Laboratory (PACL, lovingly pronounced "packle" during my time there). This was where I worked, along with numerous other civilians, under the auspices of military brass who were eager to find out how the tech sector made so much progress so quickly. My time at the DoD was a major factor behind why I was chosen, and in fact about 30+ others who were hired around the same time had also been at the Department about as long, but this was not the case for everyone. A couple of my co-workers were plucked right from places like IBM and, at least two of them came from XPARC itself. My DoD experience did make me more eligible for positions of management, however, which is how I have so much of this material in my possession to begin with.

So in other words, civilians like myself who had at--at most--some decent experience working for the DoD but no actual military training or involvement, were suddenly finding ourselves in the same room as highly classified extra-terrestrial technology. Of course they spent about 2 months briefing us all before we saw or did anything, and did their best to convince us that if we ever leaked a single detail about what we were being told, they'd do everything short of digging up our ancestors and putting a few slugs in them too just for good measure. It seemed like there was an armed guard in every corner of every room. I'd worked under some pretty hefty NDAs in my time but this was so far out of my depth I didn't think I was going to last 2 weeks in an environment like that. But amazingly things got off to a good start. They wanted us, plain and simple, and our industry had shown itself to be so good at what it did that they were just about ready to give us carte blanche.

Of course, nothing with the military is ever that simple, and as is often the case they wanted to have their cake and eat it too. What I mean by this is that despite their interest in picking our brains and learning whatever they could from our way of doing things, they still wanted to do it their way often enough to frustrate us.

At this point I'm going to gloss over the emotional side of this experience, because this letter isn't intended to be a memoir, but I will say that there's almost no way to describe the impact this kind of revelation has on your mind. There are very few moments in life in which your entire world view is turned forever upside down, but this was one of them. I still remember that turning point during the briefing when I realized what he'd just told us, and that I hadn't heard him wrong, and that it wasn't some kind of joke. In retrospect the whole thing feels like it was in slow motion, from that slight pause he took just before the term "extra-terrestrial" came out for the first time, to the way the room itself seemed to go off kilter as we collectively tried to grasp what was being said. My reflex kept jumping back and forth between trying to look at the speaker, to understand him better, and looking at everyone else around me, to make sure I wasn't the only one that was hearing this. At the risk of sounding melodramatic, it's a lot like a child learning his parents are divorcing. I never experienced that myself, but a very close friend of mine did when we were boys, and he confided in me a great deal about what the experience felt like. A lot of what he said would aptly describe what I was feeling in that room. Here was a trusted authority figure telling you something that you just don't feel ready for, and putting a burden on your mind that you don't necessarily want to carry. The moment that first word comes out, all you can think about it is what it was like only seconds ago, and knowing that life is never going to be as simple as it was then. After all that time at the DoD, I thought I at least had some idea of what was going on in the world, but I'd never heard so much as a peep about this. Maybe one day I'll write more on this aspect, because it's the kind of thing I really would like to get off my chest, but for now I'll digress.

Unlike traditional research in this area, we weren't working on new toys for the air force. For numerous reasons, the CARET people decided to aim its efforts at commercial applications rather than military ones. They basically wanted us to turn these artifacts into something they could patent and sell. One of CARET's most appealing promises was the revenue generated by these product-ready technologies, which could be funneled right back into black projects.

Working with a commercial application in mind was also yet another way to keep us in a familiar mind state. Developing technology for the military is very different than doing so for the commercial sector, and not having to worry about the difference was another way that CARET was very much like private industry.

CARET shined in the way it let us work the way we were used to working. They wanted to recreate as much of the environment we were used to as they could without compromising issues like security. That meant we got free reign to set up our own workflow, internal management structure, style manuals, documentation, and the like. They wanted this to look and feel like private industry, not the military. They knew that was how to get the best work out of us, and they were right.

But things didn't go as smoothly when it came to matters like access to classified information. They were exposing what is probably their single biggest secret to a group of people who had never even been through basic training and it was obvious that the gravity of this decision was never far from their minds. We started the program with a small set of extra-terrestrial artifacts along with fairly elaborate briefings on each as well as access to a modest amount of what research had already been completed. It wasn't long before we realized we needed more though, and getting them to provide even the smallest amount of new material was like pulling teeth. CARET stood for "Commercial Applications Research for Extra-terrestrial Technology", but we often joked that it should have stood for "Civilians Are Rarely Ever Trusted."

PACL was located in Palo Alto, but unlike XPARC, it wasn't at the end of a long road in the middle of a big complex surrounded by rolling hills and trees. PACL was hidden in an office complex owned entirely by the military but made to look like an unassuming tech company. From the street, all you could see was what appeared to be a normal parking lot with a gate and a guard booth, and a 1-story building inside with a fictitious name and logo. What wasn't visible from the street was that behind the very first set of doors was enough armed guards to invade Poland, and 5 additional underground stories. They wanted to be as close as possible to the kinds of people they were looking to hire and be able to bring them in with a minimum of fuss.

Inside, we had everything we needed. State of the art hardware and a staff of over 200 computer scientists, electrical engineers, mechanical engineers, physicists and mathematicians. Most of us were civilians, as I've said, but some were military, and a few of them had been working on this technology already. Of course, you were never far from the barrel of a machine gun, even inside the labs themselves (something many of us never got used to), and bi-weekly tours were made by military brass to ensure that not a single detail was out of line. Most of us underwent extensive searches on our way into and out of the building. There it was, probably the biggest secret in the world, in a bunch of parts spread out on laboratory tables in the middle of Palo Alto so you can imagine their concern.

One downside to CARET was that it wasn't as well-connected as other operations undoubtedly were. I never got to see any actual extra-terrestrials (not even photos), and in fact never even saw one of their compete vehicles. 99% of what I saw was related to the work at hand, all of which was conducted within a very narrow context on individual artifacts only.

The remaining 1% came from people I met through the program, many of which working more closely with “the good stuff” or had in the past.

In fact, what was especially amusing about the whole affair was the way that our military management almost tried to act as if the technology we were essentially reverse engineering wasn't extra-terrestrial at all. Aside from the word “extra-terrestrial” itself, we rarely heard any other terms like “alien” or “UFO” or “outer space” or anything. Those aspects were only mentioned briefly when absolutely necessary to explain something. In many cases it was necessary to differentiate between the different races and their respective technology, and they didn't even use the word “races”. They were referred to simply as different “sources”.

The Technology

A lot of the technology we worked on was what you would expect, namely antigravity. Most of the researchers on the staff with backgrounds in propulsion and rocketry were military men, but the technology we were dealing with was so out of this world that it didn't really matter all that much what your background was because none of it applied. All we could hope to do was use the vocabulary of our respective fields as a way to model the extremely bizarre new concepts we were very slowly beginning to understand as best we could. A rocket engineer doesn't usually rub elbows much with a computer scientist, but inside PACL, we were all equally mystified and were ready to entertain any and all ideas.

The physicists made the most headway initially because out of all of our skills, theirs overlapped the most with the concepts behind this technology (although that isn't saying much!) Once they got the ball rolling though, we began to find that many of the concepts found in computer science were applicable as well, albeit in very vague ways. While I didn't do a lot of work with the antigrav hardware myself, I was occasionally involved in the assessment of how that technology was meant to interface with its user.

The antigrav was amazing, of course, as were the advances we were making with materials engineering and so on. But what interested me most then, and still amazes me most to this day, was something completely unrelated. In fact, it was this technology that immediately jumped out at me when I saw the Chad and Rajman photos, and even moreso in the Big Basin photos.

The “Language”

I put the word Language in quotes because calling what I am about to describe a “language” is a misnomer, although it is an easy mistake to make.

Their hardware wasn't operated in quite the same way as ours. In our technology, even today, we have a combination of hardware and software running almost everything on the planet. Software is more abstract than hardware, but ultimately it needs hardware to run it. In other words, there's no way to write a computer program on a piece of paper, set that piece of paper on a table or something, and expect it to actually do something. The most powerful code in the world still doesn't actually do anything until a piece of hardware interprets it and translates its commands into actions.

But their technology is different. It really did operate like the magical piece of paper sitting on a table, in a manner of speaking. They had something akin to a language, that could quite literally execute itself, at least in the presence of a very specific type of field. The language, a term I am still using very loosely, is a system of symbols (which does admittedly very much resemble a written language) along with geometric forms and patterns that fit together to form diagrams that are themselves functional. Once they are drawn, so to speak, on a suitable surface made of a suitable material and in the presence of a certain type of field, they immediately begin performing the desired tasks. It really did seem like magic to us, even after we began to understand the principles behind it.

I worked with these symbols more than anything during my time at PACL, and recognized them the moment I saw them in the photos. They appear in a very simple form on Chad's craft, but appear in the more complex diagram form on the underside of the Big Basin craft as well. Both are unmistakable, even at the small size of the Big Basin photos. An example of a diagram in the style of the Big Basin craft is included with this in a series of scanned pages from the [mistitled] "Linguistic Analysis Primer". We needed a copy of that diagram to be utterly precise, and it took about a month for a team of six to copy that diagram into our drafting program!

Explaining everything I learned about this technology would fill up several volumes, but I will do my best to explain at least some of the concepts as long as I am taking the time to write all this down.

First of all, you wouldn't open up their hardware to find a CPU here, and a data bus there, and some kind of memory over there. Their hardware appeared to be perfectly solid and consistent in terms of material from one side to the other. Like a rock or a hunk of metal. But upon [much] closer inspection, we began to learn that it was actually one big holographic computational substrate - each "computational element" (essentially individual particles) can function independently, but are designed to function together in tremendously large clusters. I say its holographic because you can divide it up into the smallest chunks you want and still find a scaled-down but complete representation of the whole system. They produce a nonlinear computational output when grouped. So 4 elements working together is actually more than 4 times more powerful than 1.

Most of the internal "matter" in their crafts (usually everything but the outermost housing) is actually this substrate and can contribute to computation at any time and in any state. The shape of these "chunks" of substrate also had a profound effect on its functionality, and often served as a "shortcut" to achieve a goal that might otherwise be more complex.

So back to the language. The language is actually a "functional blueprint". The forms of the shapes, symbols and arrangements thereof is itself functional. What makes it all especially difficult to grasp is that every element of each "diagram" is dependant on and related to every other element, which means no single detail can be created, removed or modified independently. Humans like written language because each element of the language can be understood on its own, and from this, complex expressions can be built. However, their "language" is entirely context-sensitive, which means that a given symbol could mean as little as a 1-bit flag in one context, or, quite literally, contain the entire human genome or a galaxy star map in another. The ability for a single, small symbol to contain, not just represent, tremendous amounts of data is another counter-intuitive aspect of this concept. We quickly realized that even working in groups of 10 or more on the simplest of diagrams, we found it virtually impossible to get anything done. As each new feature was added, the complexity of the diagram exponentially grew to unmanageable proportions. For this reason we began to develop computer-based systems to manage these details and achieved some success, although again we found that a threshold was quickly reached beyond which even the supercomputers of the day were unable to keep up. Word was that the extra-terrestrials could design these diagrams as quickly and easily as a human programmer could write a Fortran program. It's humbling to think that even a network of supercomputers wasn't able to duplicate what they could do in their own heads. Our entire system of language is based on the idea of assigning meaning to symbols. Their technology, however, somehow merges the symbol and the meaning, so a subjective audience is not needed. You can put whatever meaning you want on the symbols, but their behavior and functionality will not change, any more than a transistor will function differently if you give it another name.

Here's an example of how complex the process is. Imagine I ask you to incrementally add random words to a list such that no two words use any of the same letters, and you must perform this exercise entirely in your head, so you can't rely on a computer or even a pen and paper. If the first in the list was, say, "fox", the second item excludes all words with the letters F, O and X. If the next word you choose is "tree", then the third word in the list can't have the letters F, O, X, T, R, or E in it. As you can imagine, coming up with even a third word might start to get just a bit tricky, especially since you can't easily visualize the excluded letters by writing down the words. By the time you get to the fourth, fifth and sixth words, the problem has spiraled out of control. Now imagine trying to add the billionth word to the list (imagine also that we're working with an infinite alphabet so you don't run out of letters) and you can imagine how difficult it is for even a computer to keep up. Needless to say, writing this kind of thing "by hand" is orders of magnitude beyond the capabilities of the brain.

My background lent itself well to this kind of work though. I'd spent years writing code and designing both analog and digital circuits, a process that at least visually resembled these diagrams in some way.

I also had a personal affinity for combinatorics, which served me well as I helped with the design of software running on supercomputers that could juggle the often trillions of rules necessary to create a valid diagram of any reasonable complexity. This overlapped quite a bit with compiler theory as well, a subject I always found fascinating, and in particular compiler optimization, a field that wasn't half of what it is today back then. A running joke among the linguistics team was that Big-O notation couldn't adequately describe the scale of the task, so we'd substitute other words for "big". By the time I left I remember the consensus was "Astronomical-O" finally did it justice.

Like I said, I could go on for hours about this subject, and would love to write at least an introductory book on the subject if it wasn't still completely classified, but that's not the point of this letter so I'll try to get back on track.

The last thing I'd like to discuss is how I got copies of this material, what else I have in my possession, and what I plan to do with it in the future.

My Collection

I worked at PACL from 1984 to 1987, by which time I was utterly burned out. The sheer volume of details to keep in mind while working with the diagrams was enough to challenge anyone's sanity, and I was really at the end of my rope with the military's attitude towards our "need to know". Our ability to get work done was constantly hampered by their reluctance to provide us with the necessary information, and I was tired of bureaucracy getting in the way of research and development. I left somewhere in the middle of a 3-month bell curve in which about a quarter of the entire PACL staff left for similar reasons.

I was also starting to disagree with the direction the leadership wanted to take as far as the subject of extra-terrestrials went. I always felt that at least some form of disclosure would be beneficial, but as a lowly CARET engineer I wasn't exactly in the position to call shots. The truth is, our management didn't even want us discussing non-technical aspects of this subject (such as ethical or philosophical issues), even among ourselves, as they felt it was enough of a breach of security to let civilians like us anywhere near this kind of thing in the first place.

So, about 3 months before I resigned (which was about 8 months before I was really out, since you don't just walk out of a job like that with a 2 week notice). I decided to start taking advantage of my position. As I mentioned earlier, my DoD experience got me into an internal management role sooner than some of my colleagues, and after about a year of that kind of status, the outgoing searches each night became slightly less rigorous. Normally, we were to empty out any containers, bags or briefcases, then remove our shirt and shoes and submit to a kind of frisking. Work was never allowed to go home with you, no matter who you were. For me, though, the briefcase search was eventually enough.

Even before I actually decided to do it, I was sure that I would be able to sneak certain materials out with me. I wanted to do this because I knew the day would come when I would want to write something like this, and I knew I'd regret it until the day I died if I didn't at least leave the possibility open to do so. So I started photocopying documents and reports by the dozen. I'd then put the papers under my shirt around my lower back, tucked enough into my belt to ensure they wouldn't fall out. I could do this in any one of a few short, windowless hallways on some of the lower floors, which were among the few places that didn't have an armed guard watching my every move. I'd walk in one end with a stack of papers large enough that when I came out the other end with some of them in my shirt, there wouldn't be a visible difference in what I was holding. You absolutely cannot be too careful if you're going to pull a stunt like this. As long as I walked carefully they wouldn't make a crinkling noise. In fact, the more papers I took, the less noise they made, since they weren't as flimsy that way. I'd often take upwards of 10-20 pages at once. By the time I was done, I'd made out with hundreds of photocopies, as well as a few originals and a large collection of original photographs.

With this initial letter I have attached high resolution scans of the following:

A page from an inventory review with a photo that appears to depict one of the parts found in the Rajman sighting and parts very similar to the Big Basin craft

The first 9 pages of one of our quarterly research reports

Scans of the original photographs used in that report, since the photocopies obscure most of the details

5 pages from a report on our ongoing analysis of the “language” (inappropriately titled “linguistic analysis”), depicting the kind of diagram just barely visible on the underside of the Big Basin craft

This material is the most relevant and explanatory I could find on short notice. Now that these are up, IF I decide to release more in the future, I'll be able to take my time and better search this rather large collection of mine that I've sadly never organized. I'm not sure what I'll be doing with the rest of the collection in the future. I suppose I'll wait and see how this all plays out, and then play it by ear. There are certainly risks involved in what I'm doing, and if I were to actually be identified and caught, there could be rather serious consequences. However, I've taken the proper steps to ensure a reasonable level of anonymity and am quite secure in the fact that the information I've so far provided is by no means unique among many of the CARET participants.

Besides, part of me has always suspected that the government relies on the occasional leak like this, and actually wants them to happen, because it contributes to a steady, slow-paced path towards revealing the truth of this matter.

Since Leaving CARET

Like I said, I left PACL in '87, but have kept in touch with a great many of my friends and coworkers from those days. Most of us are retired by now, except of course for those of us that went on to get teaching jobs, but a few of us still hear things through the grapevine.

As for CARET itself, I'm not sure what's become of it. Whether it's still known by the same name, I'm quite sure it's still active in some capacity, although who knows where. I heard from a number of people that PACL closed up shop a few years after I left, but I've still yet to get a clear answer on why exactly that happened. But I'm sure the kind of work we did there is still going strong. I've heard from a lot of friends that there are multiple sites like PACL in Sunnyvale and Mountain View, also disguised to look like unremarkable office space. But this is all second-hand information so you can make of it what you will.

Around 2002 or so I came across Coast to Coast AM and have been hooked ever since. I admit, I don't take most of the show's content as anything more than entertainment, but there have been occasions when I could be sure a guest was clearly speaking from experience or a well-informed source. For me, there's just something very surreal about hearing all this speculation and so-called inside information about UFOs and the like, but being personally able to verify at least some of it as being true or false. It's also a nightly reminder of how hectic things were in those days, which helps me enjoy my retirement all the more. Knowing I'm not part of that crazy world anymore really is something I enjoy on a daily basis, as much as I miss some of it.

Conclusion

What I've shared so far is only a very small portion of what I have, and what I know. Despite the very sheltered and insulated atmosphere within CARET, I did ultimately learn a great deal from various colleagues, and some of what I learned is truly incredible. I'd also like to say that for what it's worth, during my time there I never heard anything about invasions, or abductions, or many of the more frightening topics that often pop up on Coast to Coast AM. That's not to say that none of it is true, but in my time working alongside some of the most well-connected people in this field, it never came up. So at the very least I can say my intent is not to scare anyone. My view on the extra-terrestrial situation is very much a positive, albeit still highly secretive one.

One thing I can definitely say is that if they wanted us gone, we would have been gone a very, very long time ago, and we wouldn't even have seen it coming. Throw out your ideas about a space war or anything silly like that. We'd be capable of fighting back against them about as much as ants could fight back against a stampede of buffalo. But that's OK. We're the primitive race, they're the advanced races, and that's just the way it is. The other advanced races let them live through their primitive years back in their day, and there's no reason to think it will be any different for us. They aren't in the market for a new planet, and even if they were, there are way too many planets out there for them to care about ours enough to take it by force.

To reiterate my take on the recent sightings, I'd guess that experimentation done in the last couple months on a device that, among other things, is capable of interfering with various crafts onboard invisibility has resulted in a sudden wave of sightings. It may not explain all of the recent events, but like I said, I'd bet my life that's exactly what happened at Big Basin at least, and it's probably related in some way to the Chad, Rajman and Tahoe sightings. So, despite all the recent fanfare over this, I'd say this doesn't mean much. Most importantly, they aren't suddenly "here". They've been here for a long time, but just happened to turn unintentionally visible for brief periods recently.

Lastly, there are so many people selling books, and DVDs, and doing lectures, and all that, that I would like to reiterate the fact that I am not here to sell anything. The material I'm sharing is free to distribute provided it's all kept intact and unmodified, and this letter is included. I tend to question the motives of anyone charging money for their information, and will assure you that I will never do such a thing. And in the future, just to cover all the bases, anyone claiming to be me who's selling a DVD or book is most certainly not going to be me.

Any future releases from me will come from the email address I've used to contact Coast to Coast AM, and will be sent to them only. I'd like to make this clear as well to ensure that people can be sure that any future information comes from the same source, although I must be clear: at this time I do not have any future plans for additional information. Time will tell how long I will maintain this policy, but do not expect anything soon. I'd really like to let this information "settle" for a while and see how it goes. If I find out I'm getting an IRS audit tomorrow, then maybe this wasn't too smart. Until then, I'm going to take it slow. I hope this information has been helpful.

C ommercial
A pplications
R esearch for
E xtraterrestrial
T echnology

Q4-86 RESEARCH REPORT

DECEMBER 1986
PALO ALTO, CA

[REDACTED]
AND PACL STAFF



PALO ALTO CARET LABORATORY
[REDACTED]

1. OVERVIEW

This document is intended as a primer on the tentative findings of the Q4 1986 research phase (referred to herein as "Q4-86") at the Palo Alto CARET Laboratory (PACL). In accordance with the CARET program mission statement, the goal of this research has been achieving a greater understanding of extraterrestrial technology within the context of commercial applications and civilian use. Examples of such applications, in no particular order, include transportation, medicine, construction, energy, computing and communication. The ultimate goal of this research is to provide a core set of advanced technologies in a condition suitable for patent review.

2. EXTRACTION

The process of converting raw artifacts of extraterrestrial origin to usable, fully-documented human technology is termed *extraction*. The extraction process ultimately consists of two phases: first is the establishment of a complete theoretical and operational understanding of the artifact, and second is a distillation of the artifact's underlying principles into a usable, product-oriented technology. Suggestions of specific product applications on behalf of PACL have been encouraged, but are not considered mandatory or essential.

The results of a successful extraction are collected in what is termed an *extraction package* (EP), which should include the following:

1. Complete theoretical and operational overview
2. Assessment and summary of compositional materials
3. At least three (3) working prototypes, demonstrating multiple instances of successful, repeatable and reliable implementation
4. Assembly notes and BOM

At the time of this writing, a fully successful extraction has not yet been achieved, although numerous threads of research are showing promise.

Comprehensive documentation of PACL's extraction process can be found in document PACL-D0006, entitled "PACL Extraction Procedure Guide".

3. EXECUTIVE SUMMARY OF Q4-86

Q4-86 focused on four key subjects, all of which were based on artifacts of extraterrestrial origin obtained from crash site recovery operations conducted during the last two decades within the continental United States. These subjects are:

1. "Personal" antigravity generator (so-named for its small, portable size)
2. Three-dimensional image recorder/projector

4.

An
cr
un
of
is
th
as
da
ha
co
fac
pli
ex
th

PA
ap
ra
re
ve
so
an

4.:

Ne
on
fo
of
an
its
pr
fir
re
de

3. A complex system of symbols and geometric constructs capable of both defining the functionality of certain artifacts as well as manipulating their behavior, crudely analogous to a computer programming language but without the need for a compilation or interpretation phase.

4. 

4. RESEARCH SUBJECT: "PERSONAL" ANTIGRAVITY

Antigravity technologies are among the most ubiquitous recovered from extraterrestrial crafts. While antigravity is most commonly associated with propulsion, the principles underlying the technology extend into a far broader domain; indeed, virtually all aspects of most extraterrestrial craft seem to incorporate its use in some way. A prominent example is the seemingly impenetrable field, of controllable diameter and attenuation, surrounding the craft that protects it from weather conditions and the surrounding environment, as well as debris, and, unsurprisingly, ballistic weaponry. Additional examples include dampening of G-force on passengers and on-board equipment, movement of doors and hatches (or their closest equivalents), and even placement of fixtures (such as control consoles, or their closest equivalents) within a given space. Perhaps most startling is the fact that the very components within a given extraterrestrial craft appear to be held in place, in relation to one another, exclusively by antigravitational means. This is a partial explanation for the commonly noted lack of rivets and adhesives in the construction of these crafts.

PACL aims to translate this technology into a product-oriented EP capable of direct application within the consumer market. However, since the sudden emergence of such radically advanced technology would undoubtedly yield destructive consequences, PACL recommends a strategy of incremental dissemination in which deliberately downgraded versions of the original technology are released over a period of years or decades to soften the impact of integration with existing infrastructures, in technological, economic and social terms.

4.1. WHAT IS PERSONAL ANTIGRAVITY?

Not all recovered extraterrestrial technologies are equal, and many previous experiments on antigravity have been performed on cumbersome artifacts suffering from enormous form factors and impractical weights. An ironic consequence of these previous generations of experimentation is that many man-made aircraft that would be otherwise ideal for antigravity propulsion models are incapable of supporting the weight of the device before its gravity-canceling effects are activated. This has led to many clumsy and accident-prone solutions, such as using a second antigravity generator to load and position the first within the aircraft before activation and takeoff, and then repeating the process in reverse after landing but before deactivation. Despite some minor successes in narrowly-defined domains, these approaches are obviously not acceptable in the long term.

Recently, however, a rather different implementation of antigravity technology has appeared, undoubtedly the product of a different, and presumably more advanced source. [REDACTED] it can produce gravity-canceling effects of magnitudes comparable to existing artifacts in a package less than two feet across and weighing less than five pounds.

PACL has termed this technology "personal antigravity", as its virtually negligible weight and dimensions suggest applications as focused as antigravity generation for a single human user. Early experiments suggest, however, that despite its remarkable precision and focus, this technology is equally effective when broadened to deal with massive payloads of arbitrary scales.

4.2. OVERVIEW OF RECOVERED ANTIGRAVITY ARTIFACTS

4.2.1. KEY ARTIFACTS

PACL has conducted the brunt of its antigravity research on three key artifacts. The first is what PACL considers to be an "antigravity generator" (seen in figure 4.1), a device that appears to provide a "source" of antigravity that can then be projected onto or harnessed by other components within the craft. The second two artifacts are curved I-beam segments (seen in figure 4.2) that, when placed anywhere within a certain radius of the generator during a specific mode of its operation, immediately fly into what is presumed to be their relative positions within the original construction of the craft.

The generator artifact is assigned the identification code A1. The I-beam artifacts are assigned identification codes A2 and A3.

4.2.2. SECONDARY ARTIFACTS

Additionally, PACL has been provided with a small [REDACTED] device capable of controlling A1 by activating and deactivating it, as well as switching between its three primary modes of operation. This device, assigned the identification code S1, is of particularly sensitive importance, as it is the only known method of controlling A1. [REDACTED]

4.2.3. RIGID SPATIAL RELATIONSHIPS

Unlike the more general-purpose antigravity fields generated by implementations of this technology obtained from other sources, A1 is capable of multiple modes of operation and varying levels of precision. Perhaps the most compelling aspect of A1's functionality is its ability to focus its antigravitational effects on specific objects, rather than entire spatial volumes, creating what PACL has termed a *rigid spatial relationship* (RSR).

An RSR can be thought of as creating an "implicit solid" between two or more constituent parts separated by empty space. Once in effect, these constituent parts behave as if they

Figs
The

are
the
age

As
On
ind
bel
sef
apl
thr
wit

4.2

A1
in
of
a t

y has
ource.
it can
s in a

igible
n for
kable
l with

z first
evice
ito or
ved l-
adius
hat is
t.

s are

evice
ween
e S1,
lling

f this
ation
ality
ntire

uent
they




Figure 4.1
The artifacts used by PACL during the antigravity research phase of Q4-86.

are directly and physically linked, and are completely inseparable by pulling or pushing them in opposing directions. Only when the effect of A1 is deactivated will they once again behave as separate objects.

As an example, imagine cutting a broomstick into two segments, each one foot in length. Once separated, each segment is its own object, capable of being moved or rotated independently of the other. Under the effect of an RSR, however, the segments might behave as if they were a three-foot rod consisting of both foot-long broomstick segments separated by an additional foot of empty space. While the two rod segments would still appear to be separate, to the point that an observer would be able to pass their hand through the space that separates them, they would be unable to move one of the rods without the other behaving as if it were directly attached.

4.2.4. OVERVIEW OF A1

A1 consists of a two-segment cylindrical core, 1 foot, 2.2 inches in length and 8.3 inches in diameter, with needle-like appendages extending from each end. The total length of the device, with needles included, is 2 feet, 2.4 inches. Both core segments feature a triangular array of three "arms", extending 7.6 inches from the center of the core,




Figure 4.2
Close-up shot of the 1-beam segments.

each of which end in a circular "pad" with a diameter of 2 inches. The device weighs approximately 4 pounds, 3 ounces.

Research on the internal functionality of A1 began late in Q4-86, and as such, little is currently known. What is certain, however, is that the device contains no moving parts whatsoever, does not feature any kind of control interface in the form of buttons, switches, or levers, and, apparently, can only be manipulated by the technology contained in S1. According to the limited data to which PAACL has been given access in regards to the placement and housing of A1 within the original craft, A1 was one of a pair of identical generators, together responsible for all antigravity-related functionality, from propulsion of the craft itself to placement of all components within the craft's internal design. From this information, as well as experiments conducted with S1, it has been discovered that A1 operates in one of at least three modes of operation:

1. *Field mode.* A1 generates a field of (presumably) arbitrary size and any shape that can be expressed as a convex volume. Within this field, gravity is effectively redefined with any desired strength and orientation. The parameters of this mode, including the shape of the field itself, are defined by [REDACTED] S1. Surprisingly, A1 does not appear capable of generating a field with any degree of concavity, nor can the strength or orientation of the artificial gravity within the field vary from one point to another. An example of

4.2

On
1-be
pos
(seA2.
resj
2.6Wh
soli
int
oric
add
but
des

field mode would be creating a controlled gravity environment within an aircraft or spacecraft for passengers and cargo.

2. *Component mode.* Rather than generating a general-purpose field of constant gravity control, A1 will manipulate the gravitational effect on specific objects, allowing them to take any position or orientation relative to its own centroid. Component mode appears to be used commonly for maintaining the physical construction of a craft's design. Rather than attaching a craft's components to one another by way of rivets, adhesives, welding or the like, they are simply held in place, quite precisely, by antigravitational means. Unlike field mode, PACL has not yet been successful in controlling the parameters or data that drive this mode. S1 does not appear capable of controlling this mode beyond activating or deactivating it. Once in effect, the details of which components are affected, and how, seem to be provided by the components themselves. See the following section for more information. Component mode is responsible for the RSR effect described in the previous section and depicted in figure 4.4.
3. *Multi mode.* A1 combines the functionality of the field and component modes, producing specific antigravity effects on individual components while also generating any number of general-purpose gravity control fields. The same limitations that apply to the field generated in field mode apply to fields generated in this mode as well, but the ability to create multiple fields of differing parameters allows those limitations to be effectively circumvented in most situations. It is believed that this mode was used most commonly for managing the antigravitational needs of the original craft.

4.2.5. OVERVIEW OF A2 AND A3

On their own, A2 and A3 appear to be completely non-functional segments of a curved I-beam (seen in in figure 4.3). However, when A1 is switched into component mode, their position and orientation in relation to A1's centroid are precisely enforced with an RSR (seen in figure 4.4).

A2 and A3 are primarily differentiated by their lengths, which are 7.2 inches and 9.1 inches, respectively. Despite the difference in their lengths, both artifacts weigh approximately 2.6 ounces.

While initial experimentation indicated that the artifacts were composed of a consistent, solid material, experiments on A1's component mode suggest that the artifacts are more internally complex, somehow containing information that describes their position and orientation in relation to A1 when the mode is in effect. Whether or not they possess additional functionality beyond the storage of this information is currently unknown, but is considered likely due to their otherwise ambiguous purpose within the craft's design.



ighs
 little
 ving
 ons,
 ined
 ards
 ir of
 from
 rnal
 been
 rape
 vely
 ode,
 ating
 the
 le of





Figure 4.3
Top-view shot of the I-beam segments.





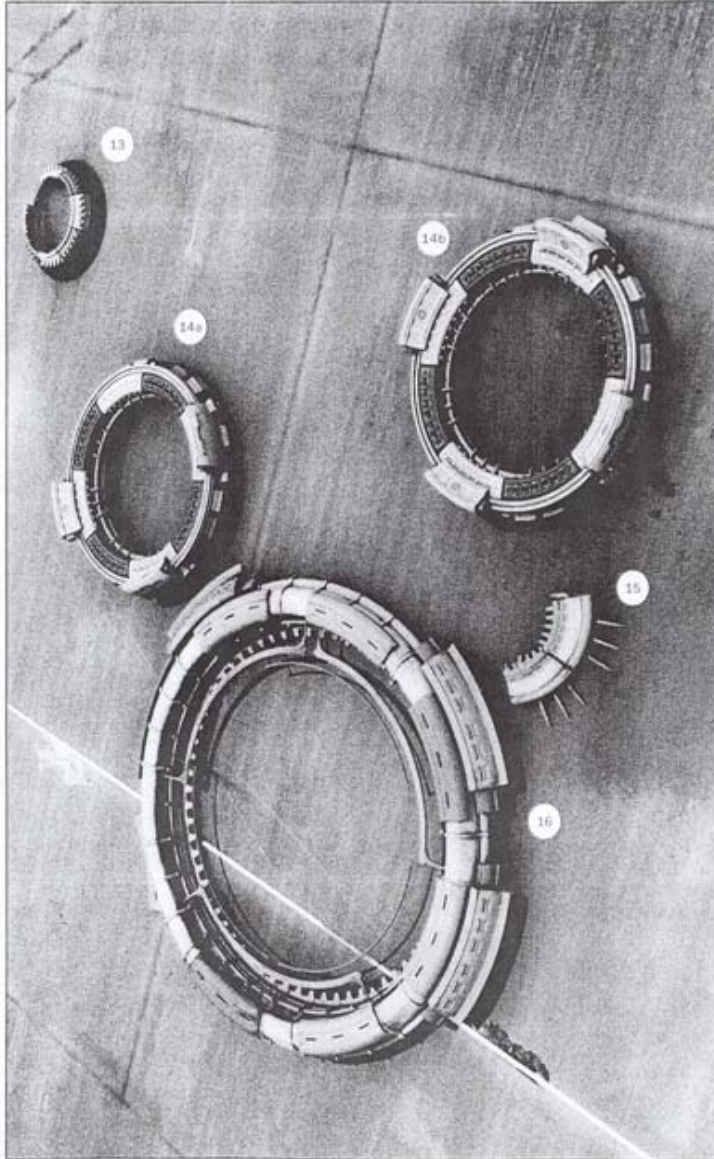


Figure 4.4
I-beam segments linked to the antigravity generator in an RSR.



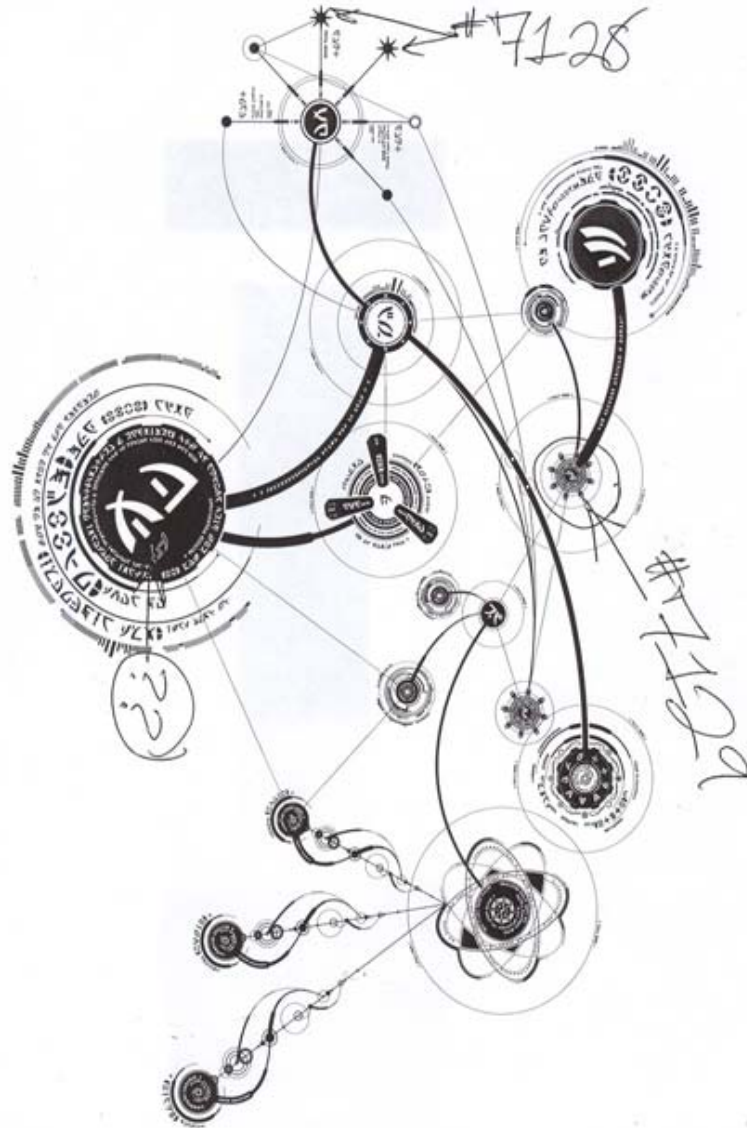


Figure 14.11
Full view of diagram D39-08-117c.

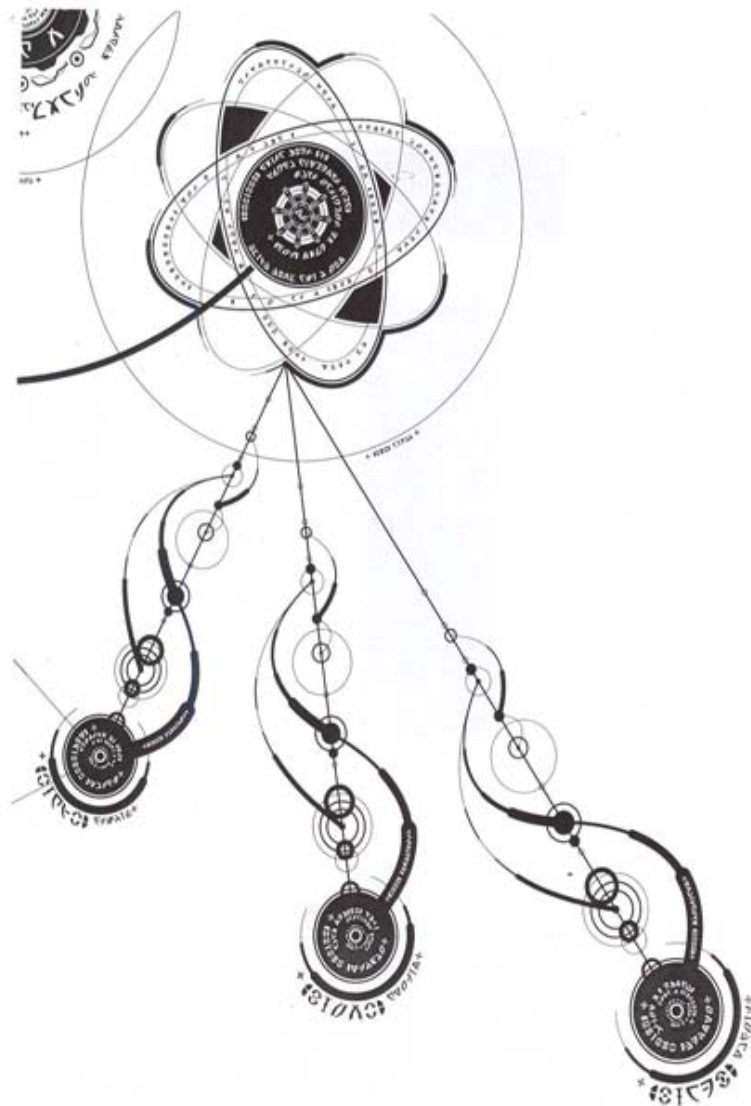


Figure 14.12
Isolated view of a three-node AB-type semaphore cascade, extending from an exterior vertex of an octal junction.



Figure 14.14
Compound junction in a dual-link union with heavy-state tri-switch and diffuser.

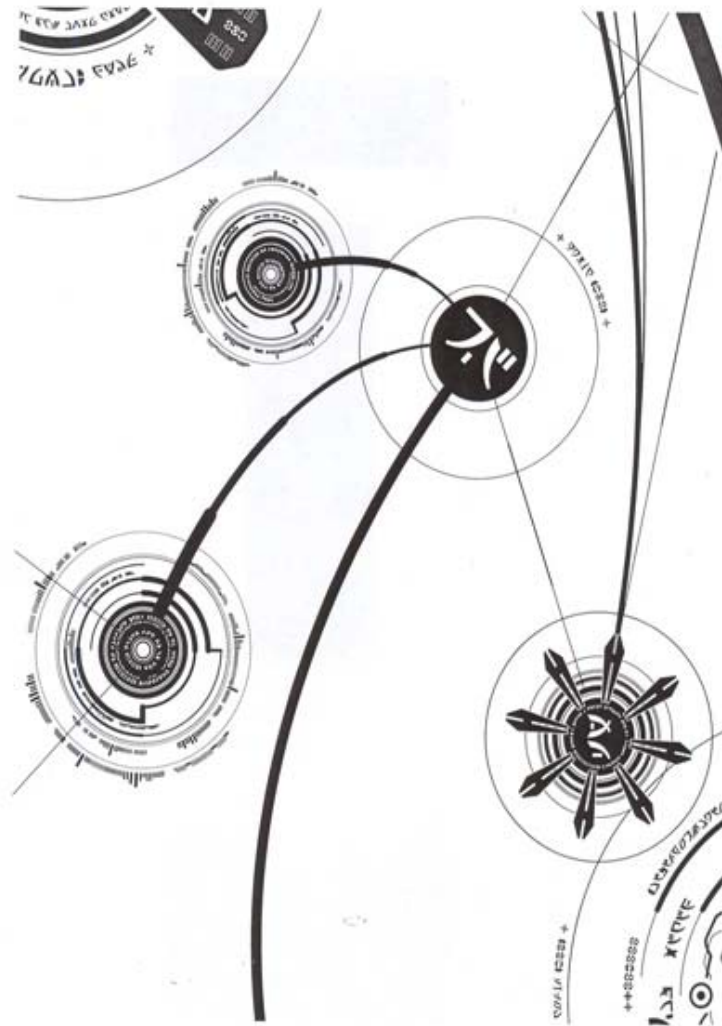



Figure 14.15
Parent junction with three non-orbital child junctions.



BIRMINGHAM, ALABAMA DRONE SIGHTING

Linda Moulton Howe (LMH) – Earthfiles.com

LMH and the multitude of statements and interviews on her site are worthy of further scrutiny, analysis and investigation. But I don't intend to include them in any of this documentation and risk further muddying the already murky water.

I have however included the May 2006, Birmingham, Alabama statement as this is provided along with photographic evidence.

If you wish to fully investigate and explore every possible avenue of the Drone phenomenon, Earthfiles.com is worth a visit.

May 2006, Birmingham, Alabama

Reported by Mr Smith

(LMH states that the name and contact information on file, but withheld by request.)

On May 23, 2007, Mr. Smith wrote:

"I took this picture sometime in May of 2006 in a residential section of Birmingham, Alabama, where I had some business. The camera was a Canon Digital Camera. I was looking at some new construction when I heard a low buzzing sound like a transformer. I looked around and finally up. I saw what looked like an electrical device sticking out of the electrical pole. When I moved to get a better look, the thing seemed to be floating. I decided this was an optical effect and thought that it was probably attached to the wires and was some sort of device being used at the construction. I took a picture and then walked away to get someone to tell me what it was. When I looked back, it was gone. The time was around 3:00 PM, I think. It was strange, but I did not want to get involved in anything, so I let it go.

"I remembered the device when I saw the photo on Coast to Coast WebPage. That is all I know, except one other odd thing that same day. I saw two identical new pickup trucks with new box-like trailers behind them near the construction site. The trailers were like small mobile homes with thick wires running from them. The trucks and trailers looked oddly new and clean with no markings on them at all. One truck was black with a white trailer and one was white with a white trailer. They really looked odd. Dodge ram trucks, I think. They stood out at the dusty site. I don't know if they had any connection with the device, but it stuck in my head for some reason."



Photo by Mr. Smith, at a construction site: May 2006, Birmingham, Alabama.

Compiled By - UFO-Blog.com

ITALY JULY 1st 1999 DRONE SIGHTING



Background Information / Description:

Source / Credit: MOUMRA.ONZENET.COM

Photograph ID: 290

URL: “<http://www.ufoevidence.org/photographs/section/recent/Photo290.htm>”

Compiled By - UFO-Blog.com

**Italy, 1999 Drone Sighting
Compiled By UFO-Blog.com**

The following report was retrieved from ufoevidence.org (case 566)

UFO CASE REPORT

'Flying Cross' shaped UFO hovers near witness and dogs (Moigne Downs / Angus Brooks case)

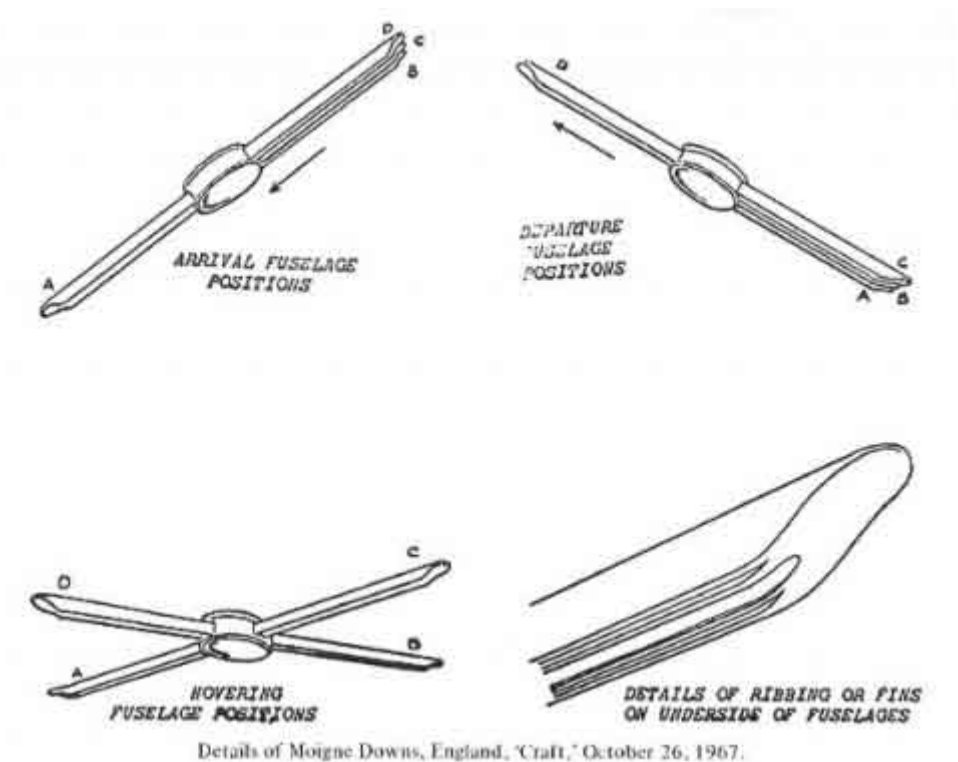
Date

October 26, 1967

Location

Moigne Downs, United Kingdom

Summary: Angus Brooks, a former flight administrative officer for British Overseas Airways Corporation (BOAC), was walking his dogs at Moigne Downs, Dorset, England. He saw what appeared to be a contrail high in the sky. Then the contrail disappeared and in its place, a UFO descended "at lightning speed" to 200 or 300 feet altitude. One of the dogs, back from foraging for game, stood "distracted" beside the witness.



Details of Moigne Downs, England, 'Craft,' October 26, 1967.

Type of Case/Report: StandardCase

Hynek Classification: DD

Special Features/Characteristics: Animal Reaction

Full Report / Article

Source: NICAP (National Investigations Committee on Aerial Phenomenon), 'Strange Effects from UFOs', by Donald Keyhoe and Gordon Lore

The "Flying Cross" Case

Angus Brooks, a former flight administrative officer for British Overseas Airways Corporation (BOAC), was walking his Dalmatian and Alsatian dogs at Moigne Downs, Dorset, England, on October 26, 1967. At 11:25 a.m., he decided to lie down in an indentation on a hill to shelter himself from the strong wind.

"Almost immediately" he saw what appeared to be a contrail high in the sky. Then the contrail disappeared and in its place, a UFO descended "at lightning speed" to 200 or 300 feet altitude.

"The shape of the 'craft' prior to leveling out to 'hover' position was of a central circular chamber with a leading fuselage in the front and three separate fuselages together at the rear," the former World War II photographic interpreter stated. "On slowing to 'hover' position the two outer fuselages at the rear moved to position at [the] side of [the] 'craft' to form four fuselages at equidistant position around [the] center chamber. ... On attaining 'hover' the 'craft' rotated 90 degrees clockwise and then remained motionless, unaffected by very strong wind."

For 22 minutes the strange object remained motionless in the sky. The Alsatian, back from foraging for game, stood "distracted" beside the witness.

"The dog was standing here and her ears were pricked straight up like she does when her ears heard sounds that she was worried about," Brooks said.

The witness, who served with a Royal Air Force Middle East Command unit, said the UFO was made "of a translucent material." Dark shadows were dotted along the bottoms of the fuselages and center chamber. Nose cones and "groove fins" were seen along the bases of the fuselages. The center chamber was an estimated 25 feet in diameter and 12 feet high. Each of the fuselages was thought to be about 75 feet long, seven feet high and eight feet wide.

The UFO appeared to be hovering somewhere between the Winfrith Atomic Station and the Portland Underwater Defence Station "and about a mile inland from the USAF Communications Unit at Ringstead Bay."

At 11:47 a.m., the craft flew to the east-northeast and disappeared.

Brooks said that, on future visits to the area, his Alsatian dog appeared nervous. The animal died of "acute cystitis" (a disorder of the urinary bladder) about six weeks later.

The Official Attitude

The witness reported the incident to the Ministry of Defence in London and received an official reply from L. W. Akhurst, who investigated the sighting.

"We do not doubt that the experience which you have described was a very vivid one, nor have we overlooked your long association with aviation," Akhurst wrote.

"However, we are unable to agree with your conclusion that you saw a controlled flying vehicle of unique design and performance."

The Ministry official went on to expound a theory that Brooks, who experienced "some years ago" a corneal transplant as a result of an eye injury, actually saw "a vitreous floater—a piece of loose matter (a dead cell) floating in the fluid of the eyeball." These floaters, Akhurst said, sometimes appear as rods or discs and can be more pronounced by a corneal transplant.

"However," Akhurst added, "it is unlikely that the floater would have remained stationary for as long as 22 minutes."

The London official further stated that the recent UFO publicity and the floater could have triggered a dream state while Brooks was resting.

Brooks responded that his eye doctor informed him that the eye muscle "moves upwards and downwards and, as the craft entered the vision circle at 30 degrees, moved across descending to center of vision, hovered for 22 minutes, then exited vision circle at 320 degrees, this hardly conforms" with Akhurst's theory. The corneal transplant, Brooks said, greatly improved his vision.

"In your conclusion," Brooks added, "your disadvantage is, of course, that I was there at the time and any Investigation Commission can only work on the creditability of second hand report details combined with technical, medical and scientific assistance, so, with reciprocal respect, your conclusions have not given me cause to alter my opinion of the Moigne Downs UFO."

Julian J. A. Hennessey, Chairman of NICAP's European Subcommittee #1, investigated the incident.

Case ID: 566

Timeline Of Drones (May/June 2007)

Five Main Sightings

May 10th 2007: Chad - Bakersfield, California

May 12th, 2007: Mufon <submitter> 7013 Wife – Lake Tahoe, Nevada

May 20th, 2007: Rajinder Satyanarayana (Flickr: Rajman1977) – Capitola, California

June 6th, 2007: Jenna L/Stephen – Big Basin, California

June 16th, 2007: Ty – Big Basin, California

June 26th: Release of Isaac documents.

Date Of Writing – 02 July 2007.

THE CHAD DRONE SIGHTING

DATE OF POST – NAME OF REPORTER:

May 10th 2007.

Posted by, “Chad”

SIGHTING LOCATION:

Originally the place of this sighting was listed as Central California, Linda Moulton Howe later revealed this to specifically be the Bakersfield, California area.

POSTED AT:

Coast To Coast Website

URL: "<http://www.coasttocoastam.com/gen/page2022.html?theme=light>"

NUMBER OF PHOTOGRAPHS - DATE PHOTOGRAPHED:

6 Photographs - May 6th (Could be late April – Still to be conclusively determined.)

CAMERA TYPE - ARE IMAGES SCANS?

Cellular phone – Yes, images are scans

DRONE / CRAFT TYPE:

The, “Chad” craft had 5 protruding arms, one of which was significantly longer than the others.

THE LAKE TAHOE DRONE SIGHTING

DATE OF POST – NAME OF REPORTER:

May 12th, 2007

Posted by, “Mufon 7013 – Wife”

SIGHTING LOCATION:

Lake Tahoe, Nevada

POSTED AT:

Mufon Website then made public/available at UFOcasebook.com

URL: “<http://www.ufocasebook.com/strangecraftlaketahoe.html>”

NUMBER OF PHOTOGRAPHS - DATE PHOTOGRAPHED:

2 Photographs - May 5th, 2007

CAMERA TYPE - ARE IMAGES SCANS?

Cellular Phone - Images aren't scans

DRONE / CRAFT TYPE:

The, “Mufon 7013 – Wife” craft had four arms, this time two of the arms were significantly longer than the other two.

THE RAJMAN1977 DRONE SIGHTING

DATE OF POST – NAME OF REPORTER:

May 20th, 2007

Rajinder Satyanarayana (Rajman1977)

SIGHTING LOCATION:

Capitola, California

POSTED AT:

Initially at Craigslist, this was flagged and removed then Rajman1977 posted them at a newly created Flickr account. This account was hacked, the pictures deleted and replaced with pornography. This account was subsequently closed.

NUMBER OF PHOTOGRAPHS - DATE PHOTOGRAPHED:

6 Photographs - May 16th, 2007

CAMERA TYPE - ARE IMAGES SCANS?

Konica Minolta DiIMAGE X - Images aren't scans

DRONE / CRAFT TYPE:

The, "Rajman1977" craft had four arms, one of the arms were significantly longer than the others.

THE STEPHEN/BIG BASIN DRONE SIGHTING

DATE OF POST – NAME OF REPORTER:

June 6th, 2007

Jenna L (On behalf of Stephen)

SIGHTING LOCATION:

Big Basin, California

POSTED AT:

Originally posted at a still unnamed and private photography listserve. Then posted at UFOcasebook. URL: “<http://www.ufocasebook.com/bigbasin.html>”

NUMBER OF PHOTOGRAPHS - DATE PHOTOGRAPHED:

3 Photographs - June 5th, 2007

CAMERA TYPE - ARE IMAGES SCANS?

Canon Rebel XT - Images aren't scans

DRONE / CRAFT TYPE:

The, “Stephen/Big Basin” craft had five arms, one of the arms was significantly longer than the others. It also had five rings and many new elements and protrusions.

THE TY/BIG BASIN DRONE SIGHTING

DATE OF POST – NAME OF REPORTER:

June 16th, 2007
Posted by, “Ty”

SIGHTING LOCATION:

Big Basin, California

POSTED AT:

Earthfiles

URL: “<http://earthfiles.com/news.php?ID=1270&category=Environment>”

NUMBER OF PHOTOGRAPHS - DATE PHOTOGRAPHED:

12 Photographs - June 5th, 2007

CAMERA TYPE - ARE IMAGES SCANS?

Unknown – Linda Moulton Howe received prints then scanned them.

DRONE / CRAFT TYPE:

The, “Ty/Big Basin” Drone identical to the “Stephen/Big Basin” i.e. craft had five arms, one of the arms was significantly longer than the others. It also had five rings as well as the new elements and protrusions visible on the, “Stephen/Big Basin” Drone.

ISAAC DOCUMENTS, PHOTOGRAPHS AND INFORMATION.

On the 26th June, Isaac sets up a webpage at Fortunecity.com.

Isaac is someone who is self-admittedly using an alias and posted a webpage at Fortunecity.com, the title of the webpage was, "Explanation of the Recent "Strange Craft" Sightings."

After reading the documents it transpires that Isaac is claiming to be a Whistleblower and also claims he can identify and explain some of the symbols and technology prevalent in the recent Drone sightings.

Many hours have been spent in many forums trying to recognise and place the strange lettering that is visible in the majority of the recent Drone sightings and subsequent photographs. All of which Isaac tries to lay to rest in what is a fascinating cover letter which is accompanied by photographs of what Isaac claims is the, "Extraterrestrial" technology he researched which is employed by the Drones as well as scans of parts of the resulting reports.

URL: "http://isaaccaret.fortunecity.com"

Compiled By - UFO-Blog.com